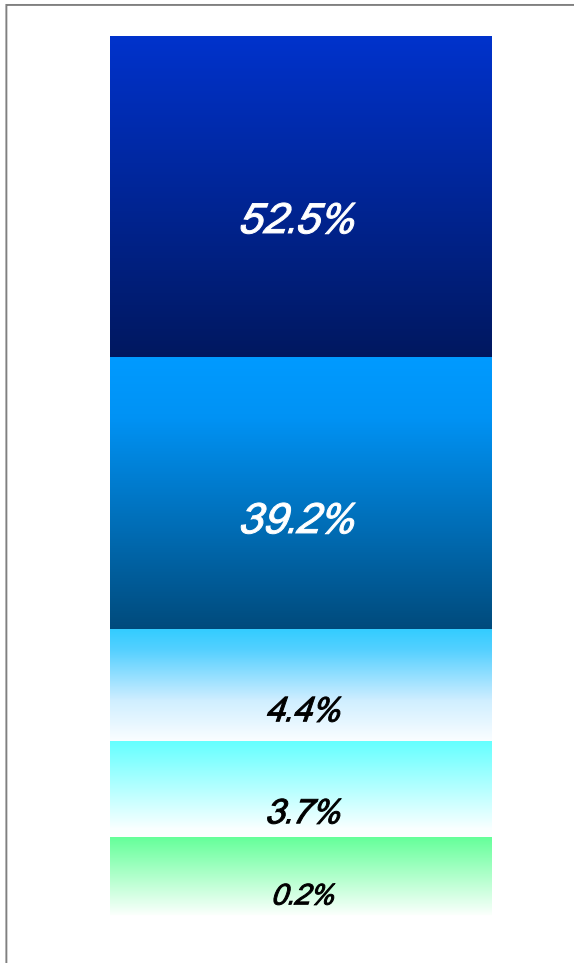




This document is provided for investors while the operating Results presented herewith have not yet received a complete and full review by external auditor, which may be subject to Change in the course of further process.

1. Overview of KKPC
2. 2006 3Q
3. 2006 4Q
4. Appendix

Portfolio



* Sales (2005)

- SBR, HBR, NBR, Latex, SBS, ETC
- 4 (SBR/BR)
- : 629,000Mt/Year

- ABS,PS,EPS,PPG
- 577,000Mt/Year

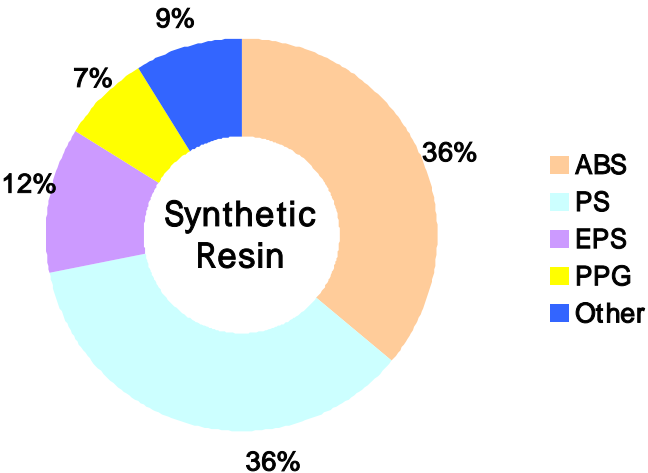
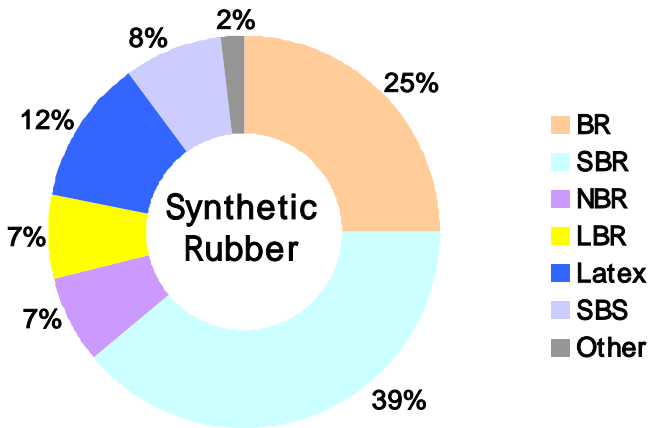
- 가
- M/S 1 (70%)
- 26,200Mt/Year

- 가
- : 630 Mt/Hr, 36MWH/Hr

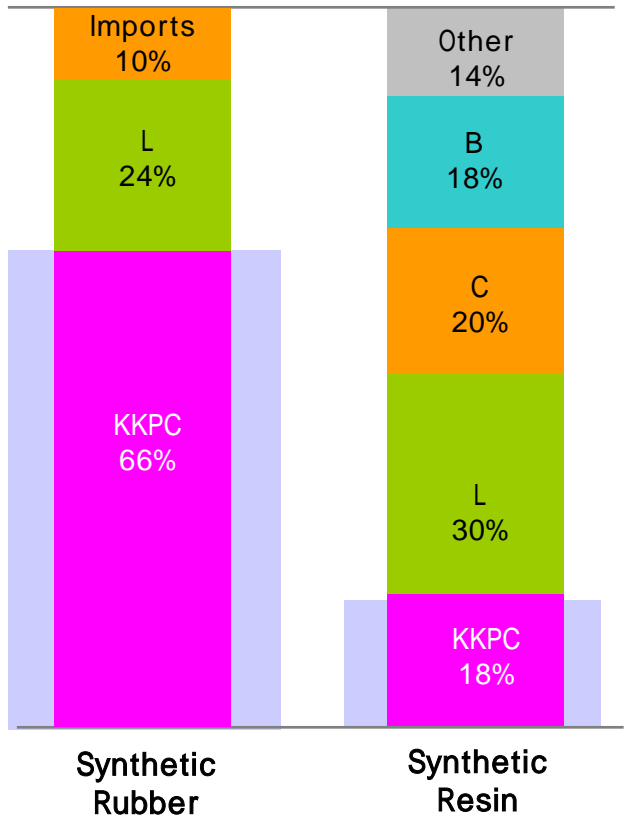
- LCD
- Photo-Resist
- 2,000Mt/Year



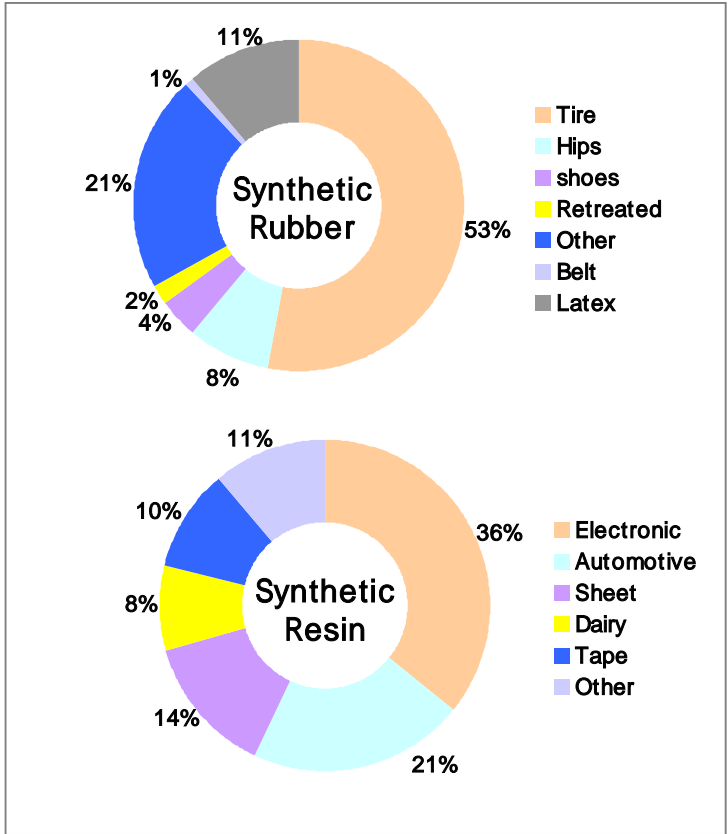
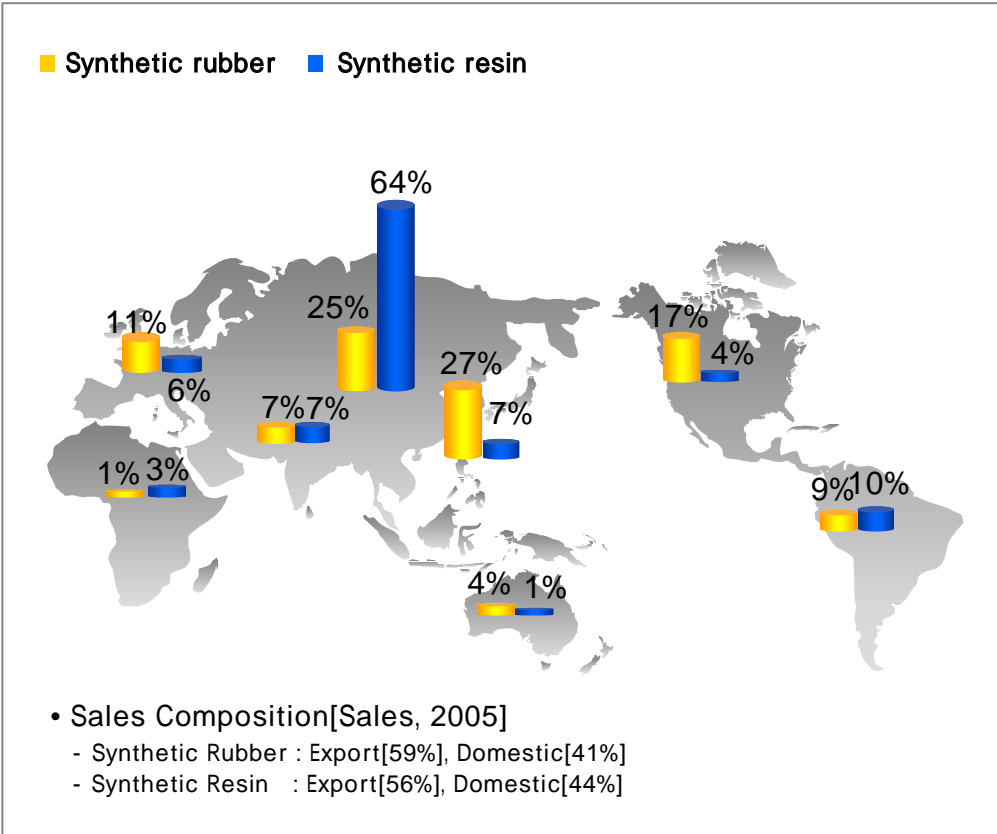
M/S



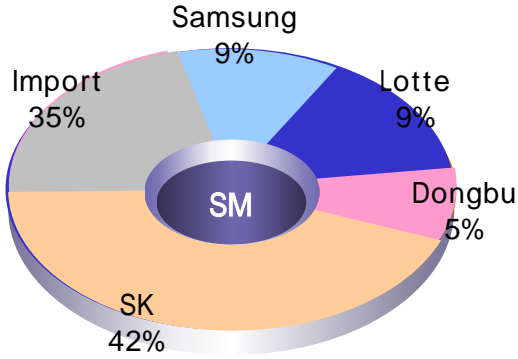
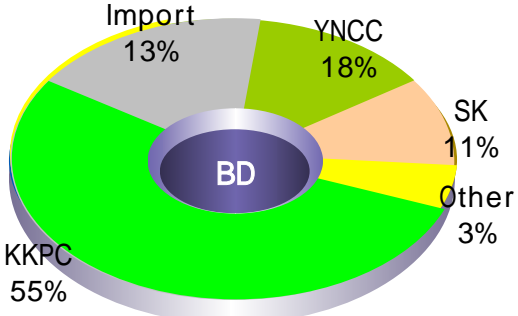
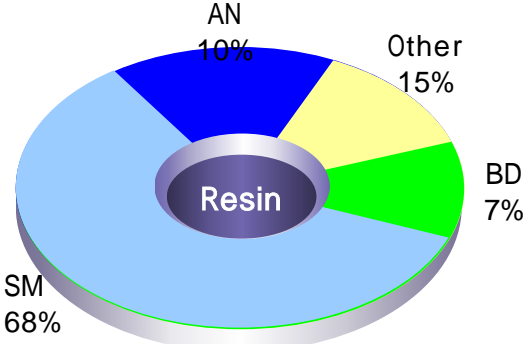
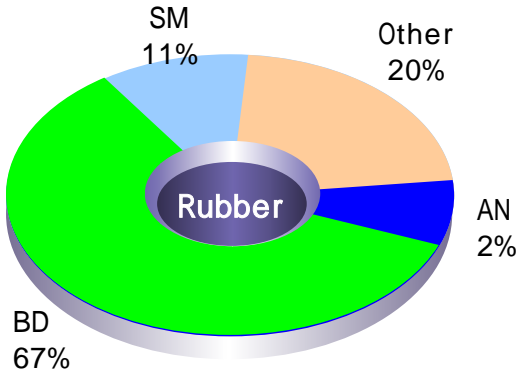
M/S

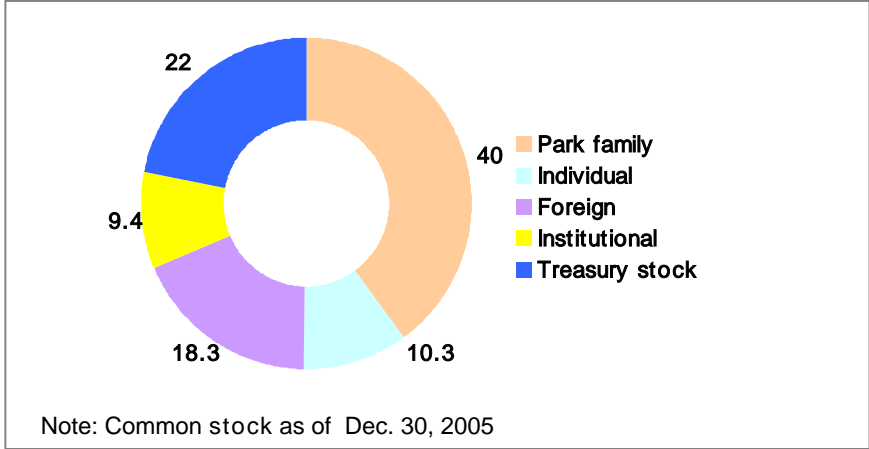


/



Portion





	Shares	Price*	Market Cap	Capital (paid in)
	25,424,447	28,750	7,310	1,271
	3,023,486	13,050	395	151
Total	28,023,486		7,705	1,422

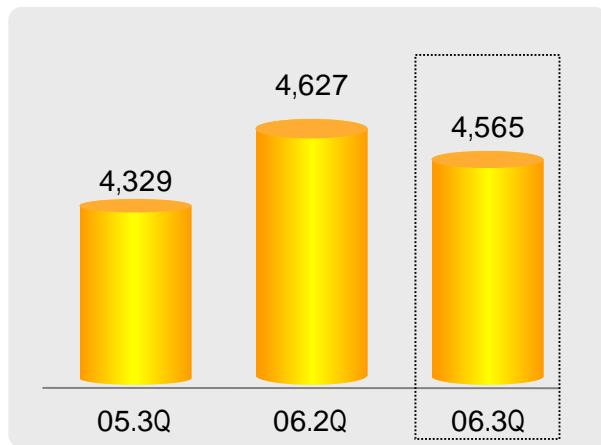
2006. 9 가



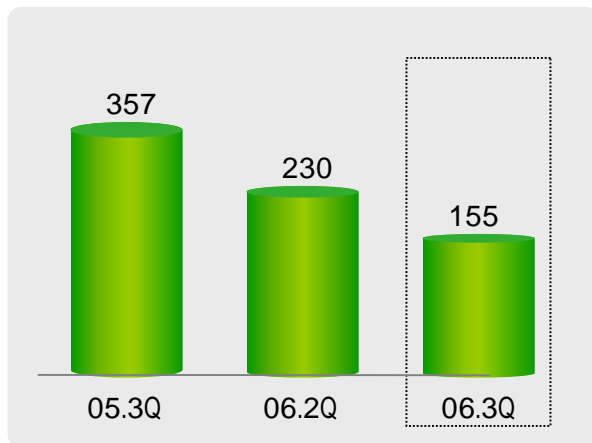
2006. 3Q []



[:]

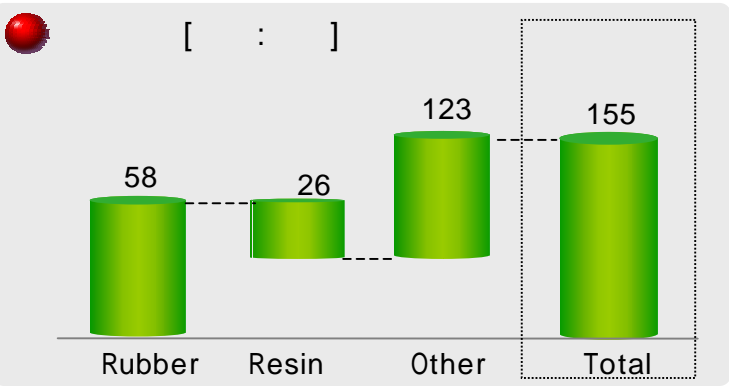
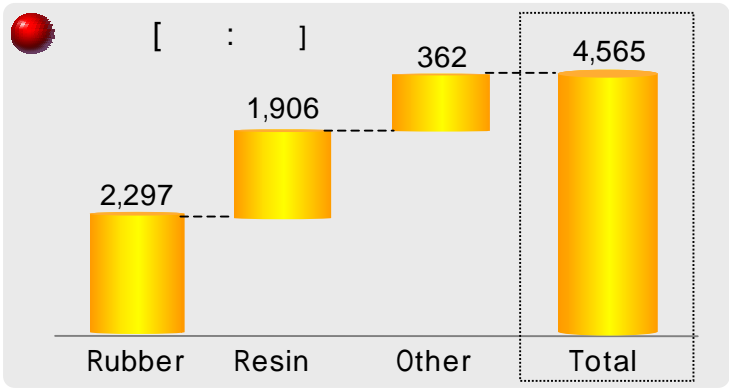


[:]



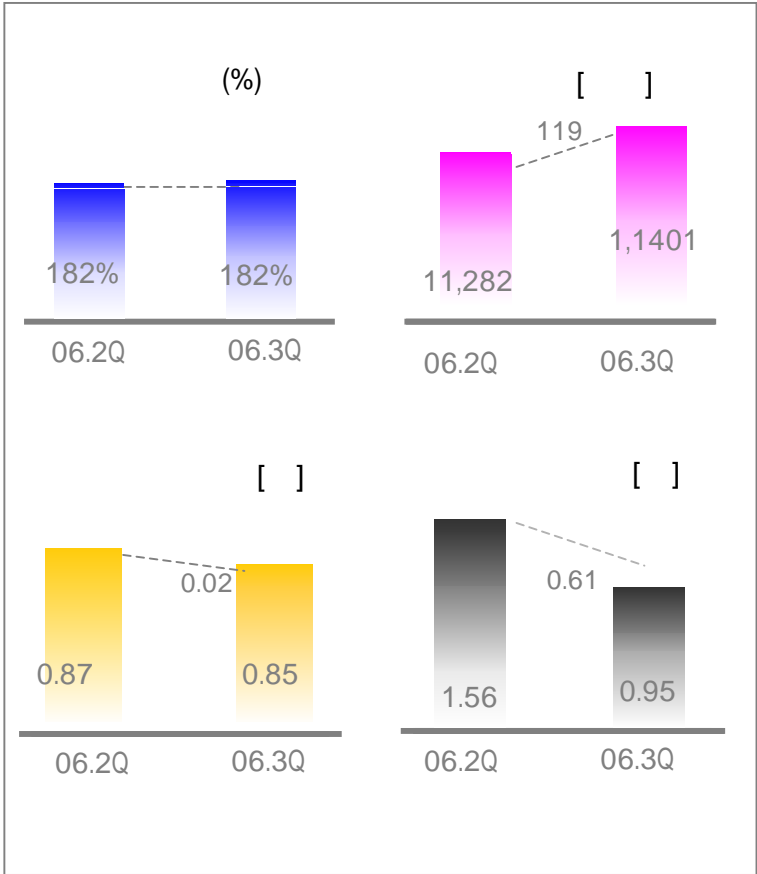
	05.3Q	06.2Q	06.3Q	/ [%]	
	4,329	4,627	4,565	5.5	1.3
	660	541	482	26.9	10.9
[%]	15.2	11.7	10.6	-	-
	357	230	155	56.6	32.6
[%]	8.2	5.0	3.4	-	-
	259	424	153	40.9	63.9
[]	234	162	71	-	-
	115	311	100	13.0	67.8
	25	262	224	796.0	14.5

- -1.3%
- 58 , 26 , 123 가 155



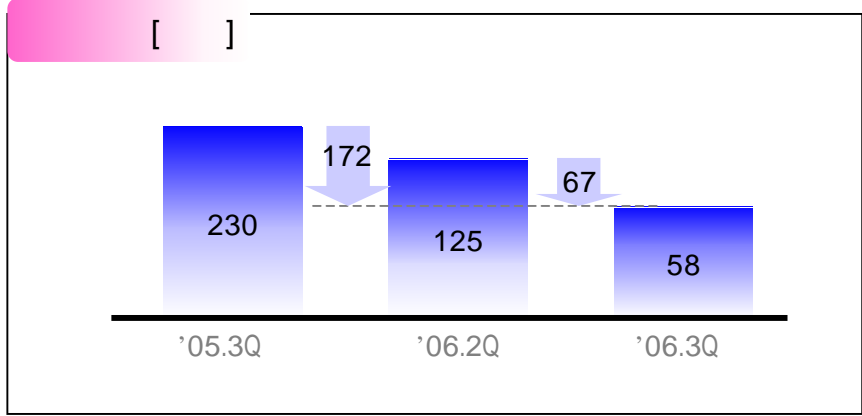
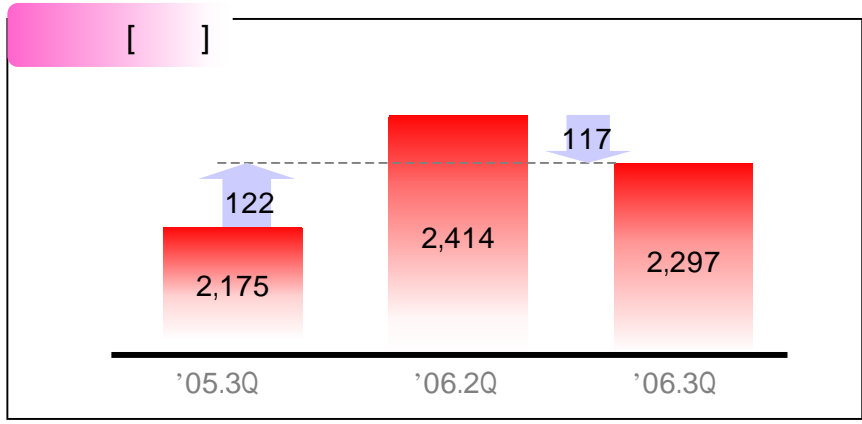
	05.3Q	06.2Q	06.3Q	/	
[]	4,329	4,627	4,565	5.5	1.3
[]	2,175	2,414	2,297	5.6	4.8
[]	1,790	1,857	1,906	6.5	2.6
[]	364	356	362	0.5	1.7
	357	230	155	56.6	32.6
	230	125	58	74.8	53.6
[%]	10.6	5.2	2.5	-	-
	3	4	26	-	-
[%]	0.2	0.2	1.7	-	-
	124	109	123	0.8	12.8
[%]	34.1	30.6	34.1	-	-

- 가 219 가, 182%
- 4,848 119 가



		05.3Q	06.2Q	06.3Q		
		17,959	22,725	23,077	5,118	352
		10,037	14,680	14,899	4,862	219
		7,922	8,045	8,178	256	133
	%	126	182	182	56	-
		6,553	11,282	11,401	4,848	119
		1.01	0.87	0.85	0.16	0.02
		4.76	1.56	0.95	3.81	0.61

[BD]가



[BD]가
BD가 [\$ /]

	'06.05	'06.06	'06.07	'06.08	'06.09
Asia	1,353	1,384	1,479	1,560	1,683
U.S	1,058	1,102	1,146	1,190	1,235
EU	999	1,014	1,051	1,057	1,052

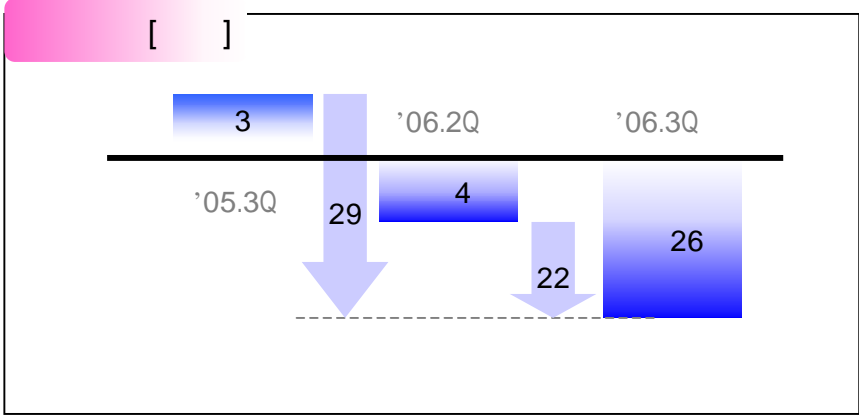
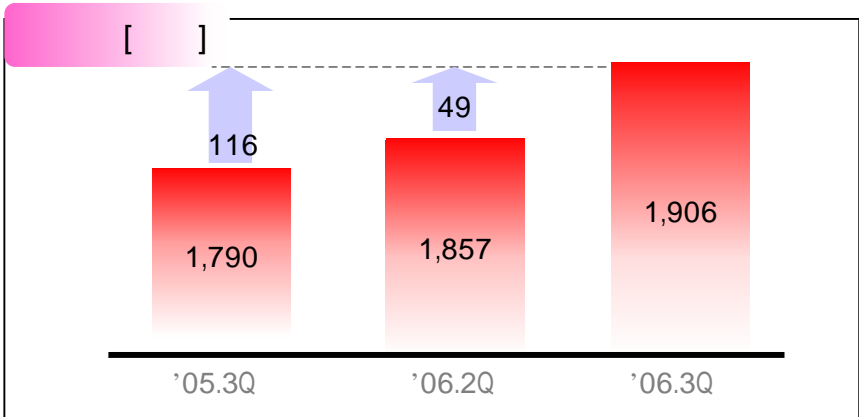
- , 가
- 가 가
- []

	'06.05	'06.06	'06.07	'06.08	'06.09
	2,655	2,725	2,545	2,320	1,785

* 10 가 : 1,845\$/

-

가 []



- 가
- 가

22 , 29

	'06.05	'06.06	'06.07	'06.08	'06.09
SM가	1,149	1,268	1,260	1,309	1,256

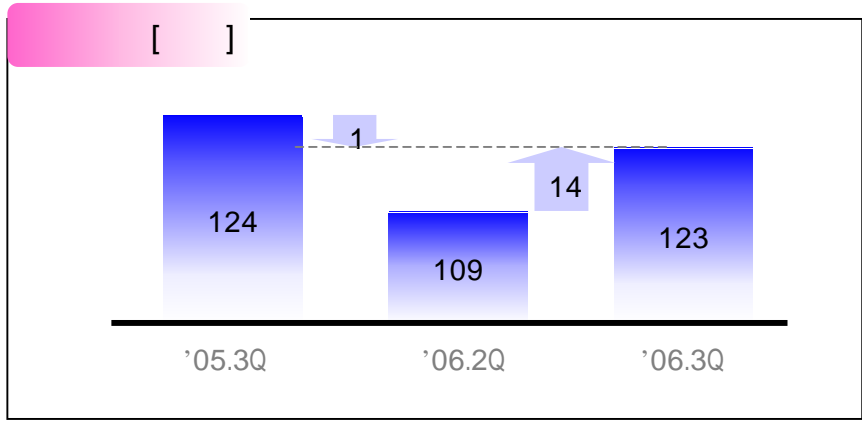
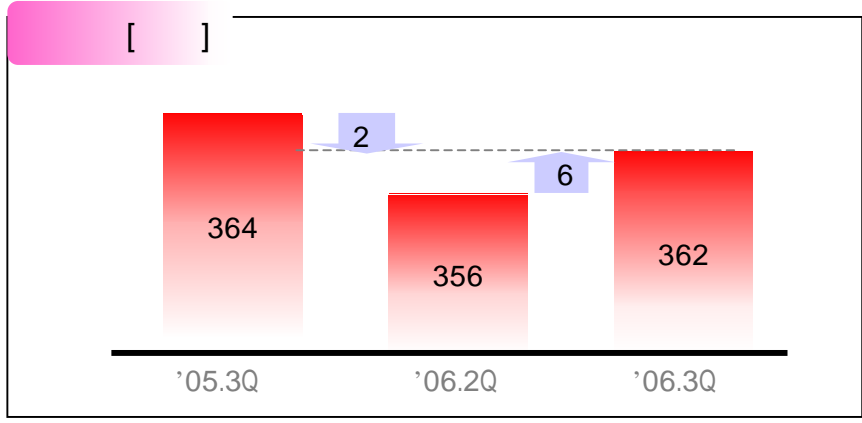
* : \$/ , CFR Taiwan

- 가
- ASA
- EPS

-

• 2006 5 Annual Shut Down

[]



- 가 가
- 가 , 가 [가]
- [2006.7]

- SBR, SBS, BR Revamping
 - SBR & HBR Revamping : 06 11
[SBR 28 , HBR 11]
 - SBS Revamping : '07 6
[SBS 10]
 - SBR Line : 08
[SBR 80]

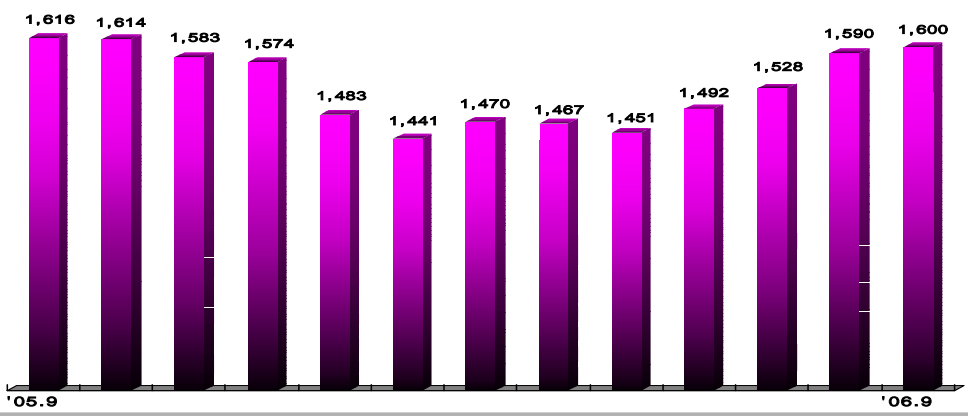


- PO/PPG/CS []
 - : []
 - : PO 80 / , PPG 50 / , CS 100 /
 - : J/V [KKPC 50%, GPRO 50%]
 - :
 - : 100
 - * 34 [KKPC 17]
 - : 11/9

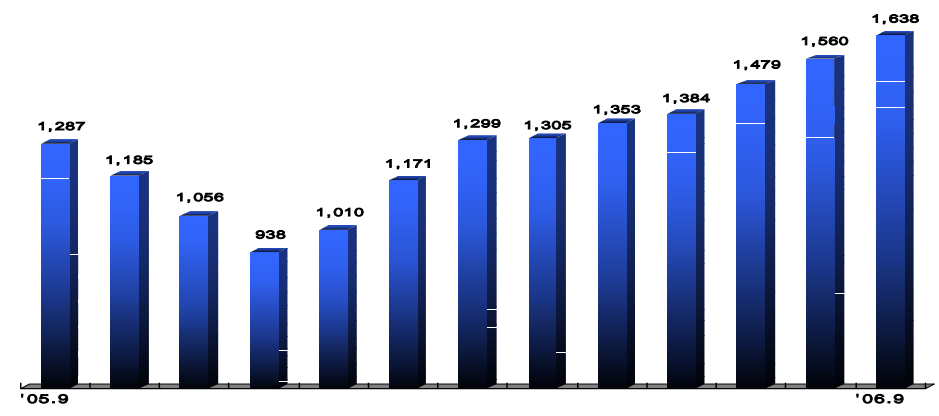
- Nd-BR
 - TaylorMade
 -
 - EPS
 - AABS[PVC]

/ 가

가 [: /]



[BD]가 [:\$/] * CFR Taiwan



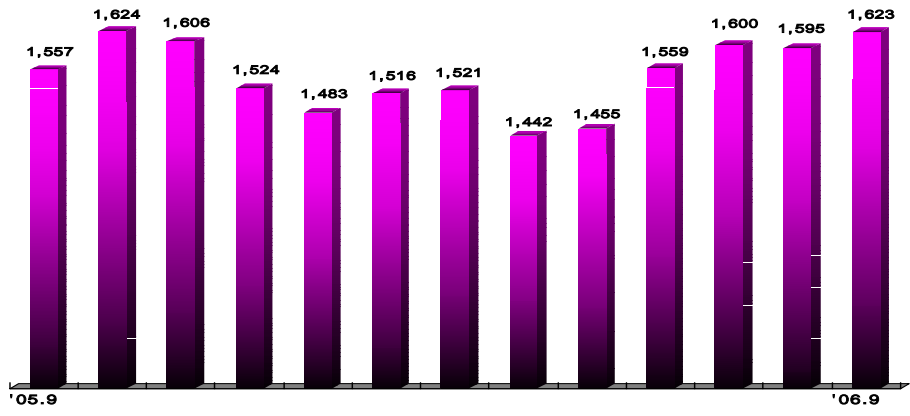
'06 4Q

- 가 3
- 가 가 []
- 가 가 가
- 가 가 가

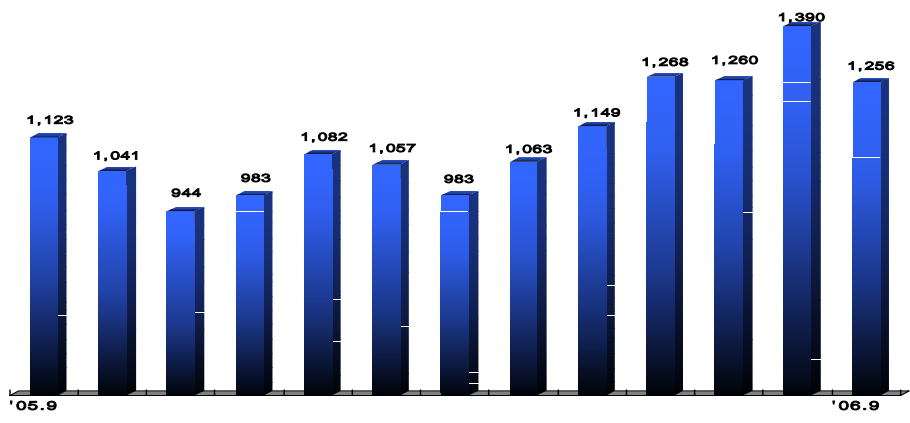
/ 가

'06 4Q

가 [: /]



[SM]가 [:\$/] * CFR Taiwan



- 가 [가] 가
- / 가, [PVC]
- EPS
-
-
- Captive User
- , ,

:

	'05.3Q	'06.2Q	'06.3Q	
	4,329	4,627	4,565	
	660	541	482	
	303	311	327	
	357	230	155	
[]	8.2%	5.0%	3.4%	
	89	472	274	
	187	278	276	
	259	424	153	
[]	234	162	71	
	115	311	100	

:

	'05.3Q	'06.2Q	'06.3Q	
	17,959	22,725	23,077	
	4,997	6,115	6,021	
[]	2,010	1,836	1,994	
	12,962	16,610	17,056	
[]	5,292	5,371	5,583	
	10,037	14,680	14,899	
	4,976	9,512	6,789	
	5,061	5,168	8,110	
	7,922	8,045	8,178	
	1,422	1,422	1,422	
	2,211	3,039	3,139	
	4,289	3,584	3,617	

Capacity

: /Year

		06 2	가 [3]	Capa.	
	SBR	253		253	
	HSR	10		10	
	NBR	30		30	
	B R	211		211	
	SB Latex	70		70	
	TPE	60		60	
	PS	228		228	
	ABS	220		220	
	EPS	74		74	
	PPG	57		57	
	/가	26		26	